









Force and Motion
Cootie
Catchers


To play Cootie Catchers, have students cut out and then fold the square. Students work with a partner. One person chooses a vocabulary word. The person holding the cootie catcher spells out the word chosen and moves the flaps in and out and side to side as with each letter of the word. The person then chooses a second vocabulary word from the inside words on force and motion. The person holding the cootie catcher spells the word and moves the flaps in and out and side to side. The person holding the cootie catcher lifts the flap under the vocabulary word and reads the question to the partner. The partner then answers the question.

Force and Motion Cootie Catcher

Force	 Pull 	 Straight In what ways do things move?	Motion
 Push 	What is the difference between a push and a pull?		 Zigzag What is motion?
Smooth	What effect does friction have on moving objects?		What does gravity do?
Friction	Rough What is friction?	Falls Why do balls fall to the ground?	Gravity Pulls

Magnets Cootie Catcher





Thank you for your purchase.
Check out my Force and Motion
Interactive Notebook.



www.TeacherspayTeachers.com/store/Rachel-H

Follow me at

www.2ndGradeRockStars.com

Graphics by Graphics From the Pond

