



Daily Review Examples Applying Math

MONDAY

Birdwatching Trip






Name	Number of Birds Seen
Pat	
Jim	
Linda	
Paul	


Each  represents 2 birds

- | | |
|-------------------------------------------------|----------|
| 1. How many birds did Pat see? | 1. _____ |
| 2. How many birds did Jim see? | 2. _____ |
| 3. How many birds did Paul see? | 3. _____ |
| 4. How many more birds did Paul see than Linda? | 4. _____ |
| 5. How many birds did Jim and Pat see together? | 5. _____ |
| 6. Did Jim see an odd or even number of birds? | 6. _____ |

TUESDAY

Number of Cupcakes Baked

Monday	
Tuesday	
Wednesday	
Thursday	
Friday	

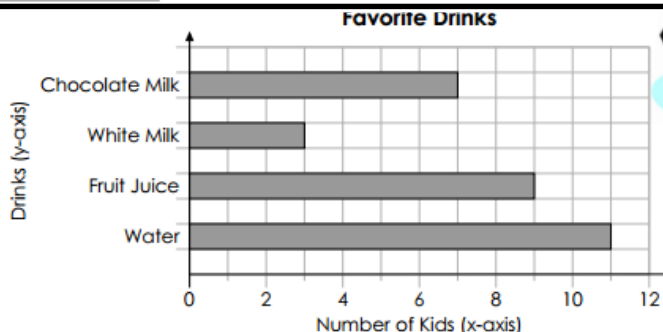
 = 100 cupcakes

- | | |
|--------------------------------------------------------------------|----------|
| 1. How many cupcakes were baked on Monday? | 1. _____ |
| 2. Were more cupcakes baked on Monday or Friday? | 2. _____ |
| 3. On which day were the fewest cupcakes baked? | 3. _____ |
| 4. How many cupcakes were baked on Tuesday and Wednesday combined? | 4. _____ |
| 5. How many more cupcakes were baked on Tuesday than Thursday? | 5. _____ |

Woodruff Elementary

Dream Team

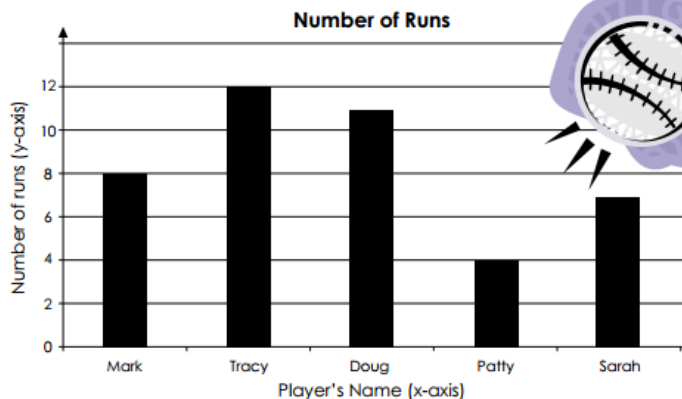
WEDNESDAY



- At the end of each bar, write the correct number of votes.
- How many kids chose chocolate milk as their favorite? 2. _____
- How many kids voted in all? 3. _____
- How many more kids voted for water than white milk? 4. _____
- How many more kids voted for fruit juice than white milk? 5. _____

THURSDAY

The school baseball team keeps track of how many runs each player gets. Use the graph below to answer the questions.



- How many runs did Sarah have? 1. _____
- How many runs did the player with the most runs have? 2. _____
- How many more runs did Doug have than Sarah? 3. _____
- How many fewer runs did Mark have than Tracy? 4. _____
- How many runs did Mark and Patty have? 5. _____