

April 28 - May 2



Name \_\_\_\_\_

### Daily Review Examples Applying Math

#### MONDAY

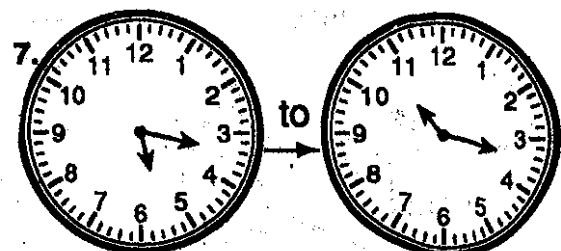
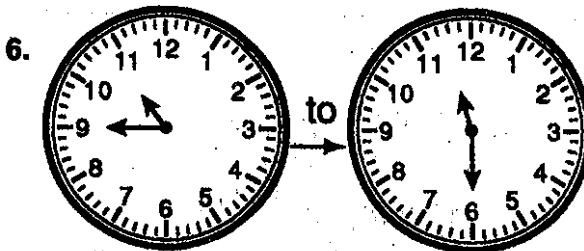
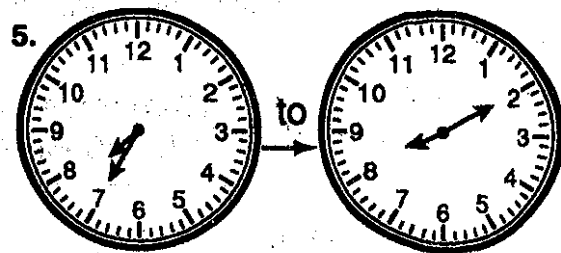
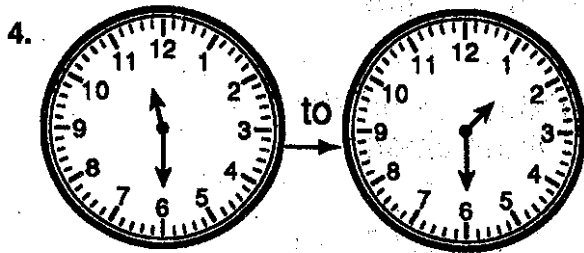
	Crayons	Erasers	Pencils	Notebooks
September	25	49	98	92
October	16	61	69	88

The chart shows how many of each item were sold in the school store for September and October. Use the chart to answer the questions.  
How many

- boxes of crayons were sold during September and October? \_\_\_\_\_
- notebooks were sold during September and October? \_\_\_\_\_
- erasers were sold during September and October? \_\_\_\_\_

#### TUESDAY

Tell how much time has passed.

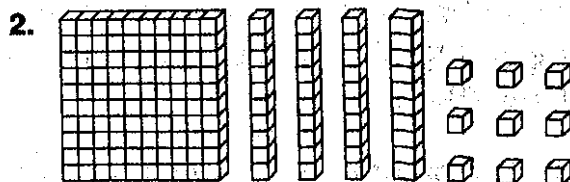
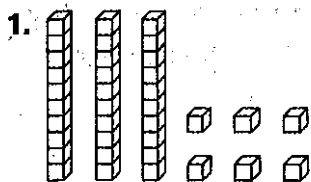


# Woodruff Elementary

Dream Team

## WEDNESDAY

Write each number.



3. 4 tens 3 ones \_\_\_\_\_

4. 5 hundreds 8 tens 3 ones \_\_\_\_\_

Write the word name for each number.

5. 53 \_\_\_\_\_

## THURSDAY

Find the perimeter of each figure.

Remember: to find the perimeter,  
add the lengths of the sides.

